

# CATBOY EARS

Make your own cat ears just like Catboy!



## YOU WILL NEED

- Headband  
(Blue - if you can find one!)
- Coloured card or felt
- Coloured Ribbon
- Glue
- Scissors

## TOP TIP!

If you've got a blue T-shirt, put this on with some blue trousers or leggings to complete your Catboy costume.




Get the Catboy mask on the official PJ Masks Facebook page!






Take your blue headband, if you don't have a blue one you can cover the headband in glue and wrap blue ribbon around it.



Cut two triangle shapes out of cardboard or felt. The shapes must be slightly larger than the final shape you would like and stick them to the inside of the headband on each side.



Decorate and add detail to your ears.

Don't forget to share your photos on our official PJ Masks Facebook page!   

## "I'M THE CATS WHISKERS!"