

OWLETTE WINGS

Create your own wings just like Owlette!



YOU WILL NEED

- 1x Large piece of Cardboard
- Coloured felt or pens
- Ribbon
- Glue

TOP TIP!


If you've got a red T-shirt and some red trousers or leggings put this on to complete your Owlette costume.



Get the Owlette mask on the official PJ Masks Facebook page!






Fold your cardboard in half and cut feathered wing shapes.



Decorate your wings with coloured felt or felt tip pens.



Cut one hole in the middle of the shape and two pieces of ribbon through it big enough for the child to put their arms through.

Don't forget to share your photos on our official PJ Masks Facebook page!   

"FLUTTERING FEATHERS!"